

PORT OF OSWEGO
AUTHORITY



Regular Meeting of the Board of Directors of the Port of Oswego Authority

Wednesday, September 18, 2024

4:30 PM Meeting

- 1. Call to Order**
- 2. Motion 09-18-2401: To approve the Minutes of the 08-19-2024 regular monthly meeting (Exhibit A).**
- 3. Administrative Operational Report: (Exhibit B)**
- 4. Administrative Financial Reports: (A) Primary and (B) Subsidiary Motion 09-18-2402: To accept August's Primary Financial Reports and Subsidiary Financial Reports.**
 - A. Primary Financial Reports: (Exhibit C-1)**
 - Cash Position
 - Balance Sheet
 - Profit & Loss Statement
 - Marina Profit & Loss Statement
 - B. Subsidiary Financial Reports: (Exhibit C-2)**
 - Monthly Bills
 - Accounts Payable
 - Accounts Receivable
 - Grants Receivable Summary
 - Loan Summary
 - Schedule of Assets
 - Sales Report
- 5. Chairman's Report**
- 6. Committee Reports**
 - a. Executive Committee**
 - b. Audit and Finance Committee**
 - c. Governance Committee**
 - d. Planning and Development Committee**

MISSION STATEMENT

The mission of the Port of Oswego Authority is to serve as an economic catalyst in the *Central New York Development Council District Region* by providing diversified and efficient transportation services and conducting operations in a manner that promotes regional growth and development while being mindful of our responsibility to serve as a steward of the environment.

7. **Old Business**

8. **New Business**

Motion 09-18-2403: To award Mid-Country Machinery, who is the lowest responsible bidder, which met all New York State requirements, for one (1) articulating wheel loader, and to approve and authorize the Executive Director to purchase, and to sign and complete any and all necessary paperwork for the purchase and enter into a lease agreement (Exhibit D).

9. **AD HOC MOTIONS REQUIRED AS A RESULT OF MEETING BUSINESS:**

Motion 09-18-240 : To

Motion 09-18-240 : To

10. **Motion 09-18-240 : To adjourn the regular monthly meeting.**

**Next Regular Monthly Board Meeting is scheduled for
Monday, October 21, 2024 @ 4:30pm**

MISSION STATEMENT

The mission of the Port of Oswego Authority is to serve as an economic catalyst in the *Central New York Development Council District Region* by providing diversified and efficient transportation services and conducting operations in a manner that promotes regional growth and development while being mindful of our responsibility to serve as a steward of the environment.

Exhibit A

PORT OF OSWEGO AUTHORITY
Regular Monthly Meeting
Monday, August 19, 2024

CALL TO ORDER: Mr. Enwright called the meeting to order at approximately 4:30 PM.

PRESENT: Francis Enwright - Chairperson, Constance Cosemento - Vice Chairperson, Stan Delia, Tom Schneider, Dr. John Kares Smith, Kathleen Macey, Diane Zeller, Dean Williams - Dean Marine & Excavating, Inc., and JoAnne Gareau - Dean Marine & Excavating, Inc.

EXECUTIVE SESSION #1

Discussion with Dean Marine Excavating, Inc. (DME).

Executive Session #1 concluded and representatives from Dean Marine Excavating, Inc. left the meeting at 4:55 PM.

CALL TO ORDER: Mr. Enwright called the meeting to order at 4:58 PM.

PRESENT: Francis Enwright - Chairperson, Constance Cosemento - Vice Chairperson, Stan Delia, Tom Schneider, Dr. John Kares Smith, Kathleen Macey, Diane Zeller, and William Scriber - Executive Director.

ALSO PRESENT: Pat McMahon - Supervisor of Development & Maintenance, Kim Natoli - Port Employee, Meghan Wahrendorf - Human Resources, and Nicolas Jacobson - attorney with Bond, Schoeneck, & King, PLLC.

EXECUTIVE SESSION #2

Motion 08-19-2401: A motion was made by Mrs. Cosemento to move to Executive Session for discussion of the ILA Warehouse contract with Port counsel. Ms. Zeller seconded the motion at 5:01 PM. Motion passed. 7-Aye, 0-Nay.

Motion 08-19-2402: A motion was made by Ms. Zeller to resume the regular monthly meeting at 6:35 PM. Motion seconded by Mr. Delia. Motion passed. 7-Aye, 0-Nay.

APPROVAL OF MINUTES

Motion 08-19-2403:

A motion was made by Ms. Zeller to approve the minutes of the July 15, 2024 regular monthly meeting. Motion was seconded by Dr. Kares Smith. Motion passed. 7-Aye, 0-Nay.

ADMINISTRATIVE OPERATIONAL REPORT

Mr. Scriber, Executive Director, presented the Administrative Operational Report to the Board and addressed any questions or comments.

Report Topics:

Monthly operations update – July 2024

Update on projects:

- Monthly Report – included.
- Aluminum – slight uptick in vessels; additional information proved in Additional Notes section of report.
- Grain Project – 08/26/2024 meeting with customer and CSX rail on projects; will review Port operations and the probe, etc. Possible second week in September for a start, but could depend on weather that could cause a delay (rain).
- Final stages of aluminum-rail project.
- American Great Lakes Port Association (AGLPA) – 08/08-08/09/2024 conference in Chicago, IL was very informative and interesting.
- Senator Schumer Representatives – representatives were at the Port; highlighting the Port of Oswego Authority's Port Infrastructure Development Program (PIDP) grant (which includes a climate-controlled warehouse).

DISCUSSIONS ON TOPICS FROM ADMINISTRATIVE OPERATIONAL REPORT

Mr. Scriber stated that there are two major grain crops (corn and/or soybeans) in Oswego County, which the farms in the county produce some of the highest-grade soybeans. Mr. Delia inquired where the soybeans would go once they left the Port. Mr. Scriber has stated that in the past, soybeans have been transported to Europe. Mr. Enwright stated that the whole concept of the new silo is that it doesn't require heavy equipment to load, which could break down/damage the grain, so there is a much higher quality product. Mr. Scriber stated that every time grain is handled it could be damaged (cracked, etc.). Mr. Delia inquired about pests getting into the silo; Mr. Scriber explained that the silo is a totally closed system, so pests are not able to enter. Mr. Scriber also commented that the Port is a trans-agent – the Port gets paid to unload, store, and re-load the grain (product).

ADMINISTRATIVE FINANCIAL REPORTS

Motion 08-19-2404: A motion was made by Ms. Macey to accept July's financial reports as presented. Motion seconded by Dr. Kares Smith. Motion passed. 7-Aye, 0-Nay.

Primary Financial Reports

Cash Position
Balance Sheet
Profit & Loss Statement
Marina Profit & Loss Statement

Subsidiary Financial Reports

Monthly Bills
Accounts Payable
Accounts Receivable
Loan Summary
Schedule of Assets
Sales Report

Mr. Schneider reviewed financial statements ending July 31, 2024 with Board members. The trend of slowness continues through July, and that the strength of the cash position has slightly decreased. The Audit and Finance Committee did meet with Mr. Scriber and Mrs. Godden to attempt to forecast the remainder of the year. Mr. Scriber stated that they were in the process of projecting numbers for the rest of the year. Due to an increase of ship activity into August, he expects that the cash position to strengthen. Mr. Schneider did share that Mr. Delia inquired about the Port's cash position and its runoff. Mr. Scriber noted the graph that was provided to Board members that the Port is beginning to increase in revenues.

Chairman's Report: No report per Mr. Enwright.

COMMITTEE REPORTS:

Executive Committee: No report per Mrs. Cosemento.

Audit and Finance Committee: Mr. Schneider stated that the Audit and Finance Committee did meet to re-forecast revenue for the remainder of the year.

Governance Committee: No report per Dr. Kares Smith.

Planning and Development Committee: No report per Ms. Macey.

OLD BUSINESS

None.

NEW BUSINESS:

Motion 08-19-2405: A motion was made by Mrs. Cosemento to authorize the Port of Oswego Authority to enter into the Agreement of Purchase and Sale with Vinegar Hill, LLC dated July 17, 2024 (the "Contract") concerning 19 E. Schuyler Street in the City of Oswego (the "Property") that Vinegar Hill, LLC ("Buyer") executed on or about July 17, 2024. The Contract provides that Buyer shall pay the Port the sum of \$200,000.00, plus the costs of the Port's legal fees up to \$8,500.00, in exchange for the Property. The Board authorizes William Scriber, in his capacity as Executive Director and CEO of the Port of Oswego Authority, to execute the Contract and to take all action necessary, convenient, or desirable to close the conveyance of title to the Property from the Port to Buyer pursuant to the terms and conditions of the Contract and to consummate the transaction envisioned under the Contract (Exhibit D). Motion seconded by Mr. Delia. Motion passed. 6-Aye, 0-Nay, 1-Abstain.

Mr. Delia noted that the sale would be in the best interest of the Port.

Mr. Schneider recused himself from the conversation and abstained from the vote due to a conflict of interest.

Motion 08-19-2406: A motion was made by Ms. Zeller to vote on the Memorandum of Agreement by and between the Port of Oswego Authority (“POA”) and the International Longshoremen’s Association (“ILA”) Local 1570-A. This MEMORANDUM OF AGREEMENT (“MOA”) is entered into as of August 19, 2024 and will remain in effect until the 31st day of December, 2028. This MOA is entered into in conjunction with the parties’ execution of a Local Agreement (the “Local Agreement”) supplementing the Master Agreement between the Great Lakes Stevedore Employers and the Great Lakes District Council-Atlantic Coast District International Longshoremen’s Association AFL-CIO for the period January 1, 2024 through December 31, 2028 (the “Master Agreement”), and their execution of the Master Agreement (Exhibit E). Motion seconded by Mr. Delia. Motion passed. 7-Aye, 0-Nay.

ACTION AS THE RESULT OF EXECUTIVE SESSION

Motion 08-19-2407: A motion was made by Ms. Zeller to allow the Board Chairperson to enter into a contract with an acting interim Director for the Port of Oswego Authority after review with Port Counsel and Board members, for a period of six (6) months. Motion seconded by Dr. Kares Smith. Motion passed. 6-Aye, 0-Nay, 1-Abstain.

Mrs. Cosemento stated that Board members have agreed to send in approvals via email to the Chairperson due to the next monthly Board meeting being held on Monday, September 16, 2024. As soon as the Chairperson receives the contract from Counsel, he will share with Board members.

Mr. Schneider abstained from the vote.

ADJOURNMENT

Motion 08-19-2408: A motion was made by Ms. Zeller to adjourn the regular monthly meeting at 6:55 PM. Motion seconded by Ms. Macey. Motion passed. 7-Aye, 0-Nay.

Kathleen Macey, Secretary/Treasurer

Exhibit B



Administrative and Operations Report

September 2024

William W. Scriber, Executive Director

- Monthly (August 2024) operations update – **see attached**
- US Senator Schumer – meeting with representatives of Legislative Affairs and Economic Development at the Port
- New York State Certificate of Appreciation presented at ribbon-cutting of Goble Marina – see attached
- Micron Logistics and Transportation Committee Meeting
- Micron Steering Committee Meeting
- NETDMR – Discharge Monitoring Report
- The DeLong Co., Inc. – onsite meeting on upcoming grain season
- Oswego County – meeting to discuss strategy for Micron and preparations in the County
- Loader Bids – **see attached Exhibit D**; will reduce monthly payments!
- Port of Oswego Authority Marketing – updated marketing material for BreakBulk American 2024, **see attached**
- Named to the 2024 Transportation Power 100 – **see attached**, #43

TO: BOARD OF DIRECTORS
 FROM: George Lloyd
 SUBJECT: August 2024 Activity Report

Totals						
	# In	# Out	Total # In/Out	MT In	MT Out	Total MT In/Out
Trucks	0	153	153	0.000	4835.082	4835.082
Railcars	75	0	75	6556.309	0.000	6556.309
Vessels	1	0	1	6498.309	0.000	6498.309
Grand Totals	76	153	229	13054.618	4835.082	17889.701

	Company	ST	MT	In/Out	Mode	#
Potash	Nutrien Ag Solutions	0.00	0.000	Inbound	Vessel	0
	Nutrien Ag Solutions	0.00	0.000	Inbound	Railcar	0
	Nutrien Ag Solutions	101.41	91.998	Outbound	Trucks	3
Grain	Soybeans	0.00	0.000	Inbound	Trucks	0
	Soybeans	0.00	0.000	Inbound	Railcar	0
	Soybeans	0.00	0.000	Outbound	Trucks	0
	Soybeans	0.00	0.000	Outbound	Railcar	0
	Soybeans	0.00	0.000	Outbound	Vessel	0
	Corn	0.00	0.000	Inbound	Trucks	0
	Corn	0.00	0.000	Inbound	Railcar	0
	Corn	0.00	0.000	Outbound	Trucks	0
	Corn	0.00	0.000	Outbound	Railcar	0
	Corn	0.00	0.000	Outbound	Vessel	0
Aluminum	Marubeni	2424.66	2199.637	Inbound	Vessel	1
	Marubeni	0.00	0.000	Inbound	Railcar	0
	Marubeni	1873.12	1699.264	Outbound	Trucks	54
	ARG	0.00	0.000	Inbound	Vessel	0
	ARG	0.00	0.000	Inbound	Trucks	0
	ARG	0.00	0.000	Inbound	Railcar	0
	ARG	0.00	0.000	Outbound	Trucks	0
	Glencore	1101.60	999.365	Inbound	Vessel	1
	Glencore	1116.88	1013.216	Outbound	Trucks	32
	Glencore	0.00	0.000	Inbound	Railcar	0
	Glencore	0.00	0.000	Inbound	Trucks	0
	Goldman	0.00	0.000	Inbound	Vessel	0
	Goldman	0.00	0.000	Inbound	Railcar	0
	Goldman	0.00	0.000	Inbound	Trucks	0
	Goldman	0.00	0.000	Outbound	Trucks	0
	Goldman	0.00	0.000	Outbound	Railcar	0
	Gunvor	1102.20	999.906	Inbound	Vessel	1
Gunvor	0.00	0.000	Outbound	Trucks	0	
Gunvor	0.00	0.000	Outbound	Railcar	0	

	Gunvor	0.00	0.000	Inbound	Railcar	0
	Gunvor	0.00	0.000	Inbound	Trucks	0
	IXM	0.00	0.000	Inbound	Vessel	0
	IXM	0.00	0.000	Inbound	Trucks	0
	IXM	0.00	0.000	Inbound	Railcar	0
	IXM	176.87	160.454	Outbound	Trucks	5
	Mitsubishi	2061.49	1870.151	Outbound	Trucks	59
	Mitsubishi	0.00	0.000	Inbound	Trucks	0
	Mitsubishi	1432.70	1299.733	Inbound	Vessel	1
	Mitsubishi	0.00	0.000	Inbound	Railcar	0
	Hartree	1101.93	999.668	Inbound	Vessel	1
	Hartree	0.00	0.000	Inbound	Trucks	0
	Hartree	0.00	0.000	Outbound	Trucks	0
	Hartree	0.00	0.000	Outbound	Railcar	0
	Hartree	0.00	0.000	Inbound	Railcar	0
	Alcoa	0.00	0.000	Inbound	Vessel	0
	Novelis Ingots	0.00	0.000	Inbound	Vessel	0
	Novelis Ingots	0.00	0.000	Outbound	Trucks	0
	Novelis Ingots	0.00	0.000	Inbound	Trucks	0
	Novelis Ingots	0.00	0.000	Inbound	Railcar	0
	Novelis Ingots	0.00	0.000	Outbound	Railcar	0
	Novelis Transfer Loads	0.00	0.000	Outbound	Trucks	0
Dean Marine Rock/Stone	Rock/Stone	7227.10	6556.309	Inbound	Railcar	75



2024

Certificate of Appreciation

Presented to

William Scriber

For exceptional work and dedication to excellence



**Department of
Transportation**

Marie Therese Dominguez

Marie Therese Dominguez
Commissioner

PORT OF OSWEGO

**YOUR GATEWAY TO
THE HEART OF NY**



**NEW YORK'S ONLY PORT
ON LAKE ONTARIO**

PORT OF OSWEGO
AUTHORITY



BY WATER OR RAIL, OSWEGO IS YOUR CHOICE

NOTICE

THIS IS A U.S.
FOREIGN-TRADE ZONE

FTZ

Oswego County's only
Foreign Trade Zone



RAIL

Over \$12 Million in
rail modernization and
purchase of a zero-
emissions rail car mover.



RENEWABLE ENERGY PROJECTS

Oswego is your wind
turbine pipeline to the
heart of NY



HEAVY LIFT

By rail or water, Oswego
is your heavy lift choice
for the heart of NY



STRATEGIC LOCATION TO INDUSTRY


Our strategic location to Class 1 Rail, major
highways, Oswego County's ONLY FTZ, and
a few minutes from the nation's largest chip
fabrication campus makes Oswego your choice.

PORT OF OSWEGO
AUTHORITY



Contact:

shipping@portoswego.com | 315-343-4503 | www.portoswego.com



THE 2024 TRANSPORTATION POWER 100

I F ANYONE NEEDS an answer on how one person can instantly transform New York, they need to look no further than June 5, when Gov. Kathy Hochul halted congestion pricing. While Hochul returned to her roots as an anti-toll crusader, many criticized her abrupt decision as a death knell for any substantial improvements to New York City's mass transit system. Yet the decision was popular with suburbanites and car-owning outer borough denizens as well as Manhattanites and others who had been waging battle to end the plan.

While the demise – at least for now – of congestion pricing dom-

inates the headlines, it is not New York's only transportation policy story. Across the state, plans are underway to reconnect communities torn apart by highways. Another proposal to address the aging Brooklyn-Queens Expressway has been unveiled. Gleaming airport terminals are coming online. A new "blue highway" to move goods between the five boroughs by boat would reduce truck traffic. And a long-delayed train tunnel under the Hudson River is advancing amid commuter complaints about train delays.


Check out the movers and shakers who are keeping New Yorkers in motion.



**The leaders who decide how
New Yorkers get around.**

43. Richard Hendrick & William Scriber

CEO; Executive Director, Port of Albany-Rensselaer; Port of Oswego

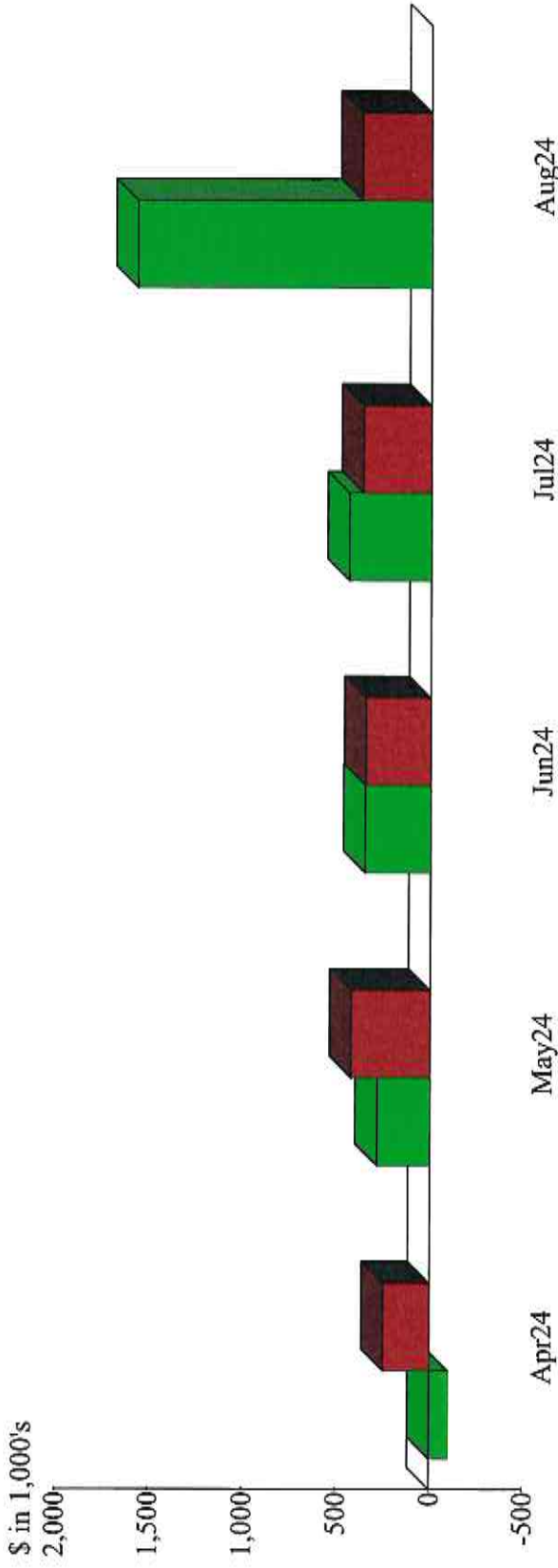


Richard Hendrick & William Scriber / Port of Albany; Port of Oswego Authority

While the vast majority of maritime attention in New York focuses on the Ports of New York and Newark, they are not the only seaports, with the Port of Albany-Rensselaer and the Port of Oswego being key supply chain centers. William Scriber has led the Port of Oswego in a number of expansions and upgrades, including receiving \$4.6 million in state funding for freight rail

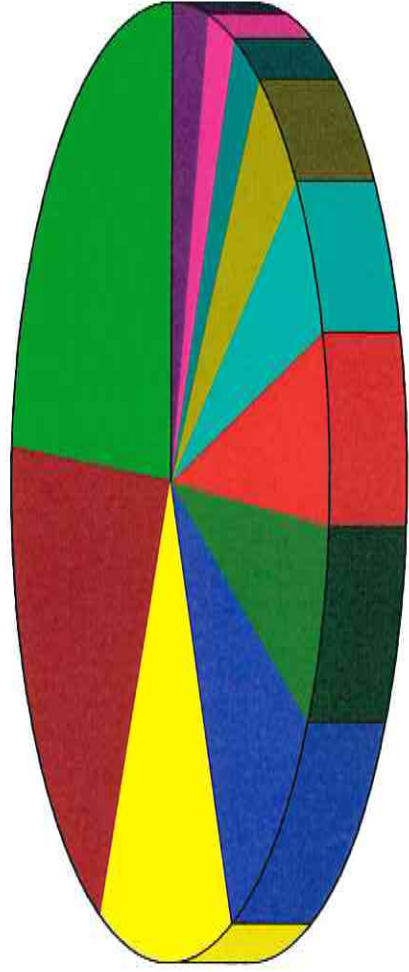
Exhibit C-1

Income and Expense by Month
April through August 2024



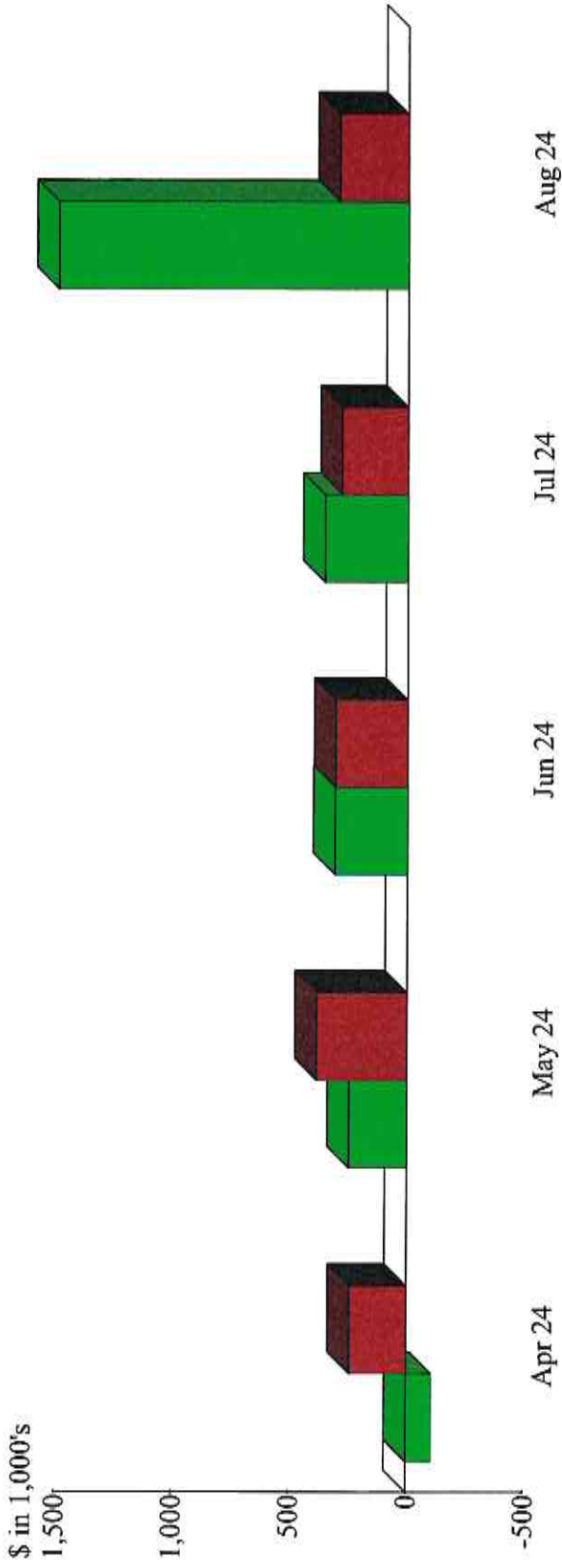
Income Summary
April through August 2024

9000017 · FEMA DR 4348	23.92%
4800000 · Marina Income	19.18
4400000 · Rental	13.62
4600000 · Stevedoring	10.33
4000000 · Storage	6.99
4300000 · Loading and Unloading	6.68
4500000 · Misc Income	5.76
9001400 · REDI - Goble Marina	5.23
9000001 · Grant - Agricultural Center	2.91
4200000 · Wharfage	2.74
Other	2.64
Total	\$2,534,990.05



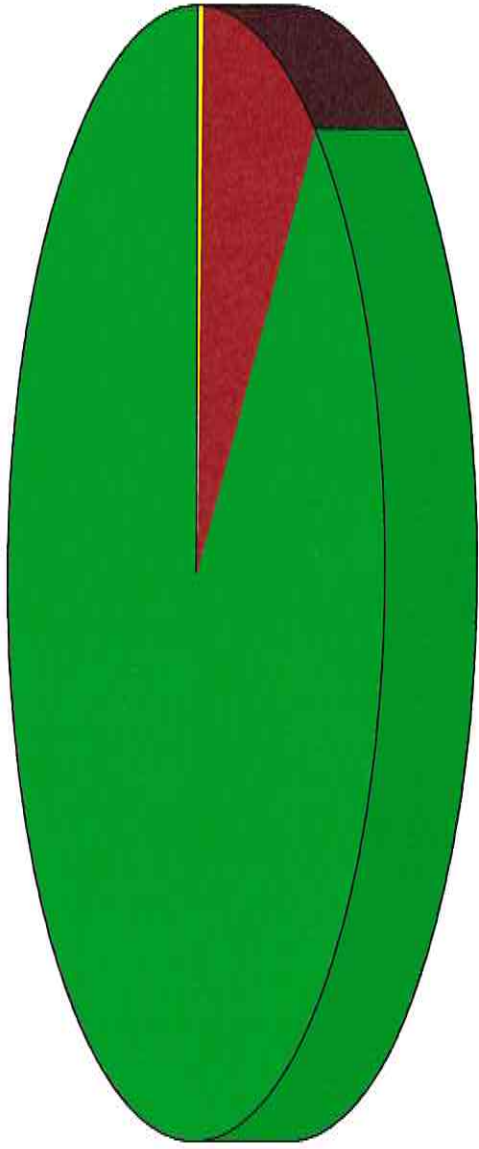
By Account

Income and Expense by Month
April through August 2024



Income Summary
April through August 2024

Port	89.44%
Marina	10.48
RV Park	0.08
Total	\$2,287,949.24



By Class

Port of Oswego Authority
Cash Position
 As of August 31, 2024

	<u>Beginning Balance</u>	<u>Debit</u>	<u>Credit</u>	<u>Net Change</u>	<u>Ending Balance</u>
1000600 · Imprest Fund - Key Bank					
Total 1000600 · Imprest Fund - Key Bank	146,028.73	672,341.41	704,468.50	-32,127.09	113,901.64
1000700 · Health Fund - Key Bank					
Total 1000700 · Health Fund - Key Bank	2,502.30	7,639.42	9,787.94	-2,148.52	353.78
1001000 · Comptroller Fund - Key Bank					
Total 1001000 · Comptroller Fund - Key Bank	5,146.50	420,441.37	361,932.52	58,508.85	63,655.35
1001001 · Gen. State Checking - Key Bank					
Total 1001001 · Gen. State Checking - Key Bank	337,408.11	355,303.62	410,562.74	-55,259.12	282,148.99
1001500 · Key Money Market					
Total 1001500 · Key Money Market	80,767.99	0.00	0.00	0.00	80,767.99
TOTAL	<u>571,853.63</u>	<u>1,455,725.82</u>	<u>1,486,751.70</u>	<u>-31,025.88</u>	<u>540,827.75</u>

Port of Oswego Authority
Balance Sheet
As of August 31, 2024

	Aug 31, 24	Aug 31, 23	\$ Change
ASSETS			
Current Assets			
Checking/Savings			
1000100 · Petty Cash	149.51	72.38	77.13
1000300 · Oswego Marina - Register fund	600.00	600.00	0.00
1000600 · Imprest Fund - Key Bank	113,901.64	323,646.42	-209,744.78
1000700 · Health Fund - Key Bank	353.78	-4,132.83	4,486.61
1001000 · Comptroller Fund - Key Bank	63,655.35	441,371.54	-377,716.19
1001001 · Gen. State Checking - Key Bank	282,148.99	315,638.20	-33,489.21
1001500 · Key Money Market	80,767.99	83,100.34	-2,332.35
1003200 · CD - Wtrline Maint Fund	10,417.04	0.00	10,417.04
1003300 · CD - Bldg Rehab Fund	99,798.56	88,553.62	11,244.94
Total Checking/Savings	651,792.86	1,248,849.67	-597,056.81
Accounts Receivable			
1100000 · Accounts Receivable	212,175.64	249,409.81	-37,234.17
Total Accounts Receivable	212,175.64	249,409.81	-37,234.17
Other Current Assets			
1100103 · Accounts Receivable Other	995.04	995.04	0.00
1100104 · Short term Lease Receivable	362,333.62	148,424.28	213,909.34
1201000 · Prepaid Insurance	40,085.11	42,933.99	-2,848.88
1202000 · Prepaid expense	193.05	193.05	0.00
1210000 · Inventory Asset	24,272.88	36,090.97	-11,818.09
1300000 · Grant Receivable	1,148,099.12	2,729.07	1,145,370.05
1400000 · Cont. Stab. Prog. Reserve	19,003.00	0.00	19,003.00
1499000 · Undeposited Funds	12,731.69	2,775.61	9,956.08
Total Other Current Assets	1,607,713.51	234,142.01	1,373,571.50
Total Current Assets	2,471,682.01	1,732,401.49	739,280.52
Fixed Assets			
1502000 · Land & Land Impr-Capital Assets	14,074,827.75	14,074,827.75	0.00
1502050 · Land & Land Impr-Held for Lease	1,720,082.91	1,537,131.13	182,951.78
1502100 · Alcan Water Line	1.00	1.00	0.00
1502300 · Bldgs & Improvem-Capital Assets	8,515,160.43	8,519,141.43	-3,981.00
1502350 · Bldgs & Improvem-Held for Lease	4,060,508.32	4,035,052.88	25,455.44
1502400 · Office Equipment & Furniture	489,831.94	473,841.90	15,990.04
1502500 · Operating Equipment	3,300,108.43	3,672,564.57	-372,456.14
1502501 · Equipment - Marina	316,721.60	305,221.60	11,500.00
1502550 · Lease Assets	650,694.19	434,701.63	215,992.56
1502555 · Accumulated Amortization	-62,724.96	-51,686.07	-11,038.89
1502600 · Computer Software	32,872.24	32,872.24	0.00
1502800 · Acc Dep-Bldg & Impr-Cap Assets	-6,906,904.54	-6,722,169.54	-184,735.00
1502850 · Acc Dep Bldg & Impr-Held for Le	-2,445,921.00	-2,331,837.00	-114,084.00
1502900 · Acc Dep - Operating Equip	-2,451,505.33	-2,554,080.33	102,575.00
1502905 · Acc Dep - Marina equipment	-238,569.00	-239,567.00	998.00
1503000 · Acc Dep - Office Equipment	-468,900.46	-462,481.46	-6,419.00
1503100 · Acc Dep-Land & Impr-Cap Assets	-8,623,469.11	-8,048,916.11	-574,553.00

Port of Oswego Authority
Balance Sheet
As of August 31, 2024

	Aug 31, 24	Aug 31, 23	\$ Change
1503101 · Acc Dep - Computer Software	-32,872.00	-32,872.00	0.00
1503150 · Acc Dep Land & Impr-Held for Le	-166,594.00	-96,532.00	-70,062.00
1503200 · Acc Dep - Lease Asset	-158,555.00	-158,555.00	0.00
1503600 · Equipment - New or Replacement	5,873.58	50,657.50	-44,783.92
1504000 · Cap Imp-Osw.Marina bldg update	13,096.72	0.00	13,096.72
1504200 · Cap Imp - Warehouse roof	38,790.00	0.00	38,790.00
1504900 · Cap Imp - Gas Dock Improvements	0.00	1,031.76	-1,031.76
1505600 · Cap Imp - Agricultural Center	14,685,155.03	14,532,430.60	152,724.43
1505700 · Cap Imp - Marina Pumpout System	11,066.79	0.00	11,066.79
1505800 · Cap Imp - Railcar conveyor	0.00	11,546.14	-11,546.14
1506000 · Cap Imp - Marina sewer imprvmt	7,840.00	0.00	7,840.00
1506400 · Cap Imp - Warehouse doors	0.00	17,105.44	-17,105.44
1506401 · Cap Imp - Elect. Railcar Mover	3,240.00	0.00	3,240.00
1506600 · Cap Imp - RV Park	0.00	117,690.24	-117,690.24
1507300 · Cap Imp - Scales	0.00	75,314.01	-75,314.01
1507800 · Cap Imp - FEMA-West 2017	2,064,285.94	377,425.42	1,686,860.52
1507802 · Cap Imp - FEMA-East 2017	1,689,658.29	1,649,705.43	39,952.86
1508600 · Cap Imp-REDI 19515-Goble Marina	2,085,667.04	1,406,150.15	679,516.89
Total Fixed Assets	32,209,466.80	30,625,716.31	1,583,750.49
Other Assets			
1100105 · Long Term Lease Receivable	1,164,447.00	1,038,329.02	126,117.98
1100106 · Interest Receivable	3,354.64	2,363.84	990.80
1800000 · Pension - Deferred Outflow	416,815.00	-190,195.00	607,010.00
1800001 · Deferred Outflow - OPEB	251,739.00	385,391.00	-133,652.00
Total Other Assets	1,836,355.64	1,235,888.86	600,466.78
TOTAL ASSETS	36,517,504.45	33,594,006.66	2,923,497.79
LIABILITIES & EQUITY			
Liabilities			
Current Liabilities			
Accounts Payable			
2000100 · Accounts Payable	989,958.78	354,224.92	635,733.86
Total Accounts Payable	989,958.78	354,224.92	635,733.86
Credit Cards			
2000101 · Key Bank - Bill Mastercard	871.89	1,296.32	-424.43
2000103 · Lowe's credit card	135.99	97.71	38.28
Total Credit Cards	1,007.88	1,394.03	-386.15
Other Current Liabilities			
2000200 · Retainage Payable	74,157.92	114,482.98	-40,325.06
2000300 · Accounts Payable Other	46,616.62	825.72	45,790.90
2000610 · Deposits received	25,000.00	20,000.00	5,000.00
2000700 · Refund payable	181,658.15	0.00	181,658.15
2001000 · Accrued Salaries	37,372.40	37,502.49	-130.09
2001200 · Accrued Compensation	74,102.28	58,468.03	15,634.25
2001600 · Accrued NYS Retirement Withheld	1,389.82	995.15	394.67

Port of Oswego Authority
Balance Sheet
As of August 31, 2024

	Aug 31, 24	Aug 31, 23	\$ Change
2001700 · NYS Retirement Loan Withheld	722.00	836.00	-114.00
2001800 · NYS Retirement Arrears Withheld	614.26	0.00	614.26
2002500 · Accrued Dental Ins Withheld	-0.37	0.00	-0.37
2002700 · Accrued NYS PFL withheld	2,375.49	2,155.01	220.48
2003000 · #1570A Pension Fund	25,882.38	26,534.13	-651.75
2003100 · 1570 1% Checkoff Withheld	365.31	368.41	-3.10
2003200 · 1570 1/10% Checkoff Withheld	36.56	36.85	-0.29
2003300 · 1570A 9/10% Checkoff Withheld	328.83	331.56	-2.73
2003401 · 1570A Local Dues Withheld	655.26	671.75	-16.49
2004000 · Accrued AFLAC - cancer withheld	44.76	0.00	44.76
2004300 · Accrued AFLAC-STD withheld	31.50	0.00	31.50
2004400 · Accrued AFLAC-Hosp Adv withheld	23.70	0.00	23.70
2004500 · Accrued Mass Mutual withheld	-335.50	-335.62	0.12
2005600 · Payments on Insurance Claims	961.95	961.95	0.00
2005700 · Short Term Lease Liability	176,944.04	123,355.31	53,588.73
2550000 · Sales Tax Payable	-1,610.99	-86.48	-1,524.51
Total Other Current Liabilities	647,336.37	387,103.24	260,233.13
Total Current Liabilities	1,638,303.03	742,722.19	895,580.84
Long Term Liabilities			
2500400 · NYS Retirement Employer Contri	0.00	10,289.00	-10,289.00
2500500 · Advances from NYS	3,405,925.71	3,455,925.71	-50,000.00
2500600 · Vehicle Note Payable	42,108.83	48,907.50	-6,798.67
2501400 · OPEB liability	1,655,480.00	1,559,497.00	95,983.00
2501700 · LOC 1753 Pathfinder-Goble/FEMA	261,778.67	0.00	261,778.67
2502200 · Note Payable-SANY Forklift-LEAF	398,450.16	463,892.98	-65,442.82
2503500 · Long Term Lease Liability	258,547.63	104,476.39	154,071.24
2600000 · Net Pension Liability - ERS	491,403.00	-187,532.00	678,935.00
2800001 · Deferred Inflow - OPEB	878,276.00	1,084,415.00	-206,139.00
2800002 · Deferred Inflow - Lessor	1,450,966.85	1,147,006.45	303,960.40
Total Long Term Liabilities	8,842,936.85	7,686,878.03	1,156,058.82
Total Liabilities	10,481,239.88	8,429,600.22	2,051,639.66
Equity			
3000500 · Contributed Capital	144,946.00	144,946.00	0.00
3001000 · Contributed Capital - Federal	45,777.00	45,777.00	0.00
3001500 · Grant from NYS	2,253,367.90	2,253,367.90	0.00
3001600 · Grant MultiCodul Capital Proj	2,073,783.33	2,073,783.33	0.00
3001700 · Grant-MultiModal	370,000.00	370,000.00	0.00
3001800 · Grant Energy Savings	60,000.00	60,000.00	0.00
3005000 · Retained Earnings	20,302,491.02	19,678,911.68	623,579.34
Net Income	785,899.32	537,620.53	248,278.79
Total Equity	26,036,264.57	25,164,406.44	871,858.13
TOTAL LIABILITIES & EQUITY	36,517,504.45	33,594,006.66	2,923,497.79

Port of Oswego Authority
Profit & Loss Statement
August 2024

	Period to Date				Year to Date				
	Actual	Prior	Budget	Actual	Prior	Budget	Variance To Prior	\$ Over Budget	% Variance from Budget
Ordinary Income/Expense									
Income									
4000000 - Storage	28,805.94	19,235.10	32,791.67	177,308.93	78,326.25	163,958.31	98,982.68	13,350.62	8.1%
4100000 - Dockage	6,721.95	4,452.16	11,111.11	33,087.66	50,138.57	55,555.56	-17,050.91	-22,467.90	-40.4%
4200000 - Wharfage	18,374.23	17,294.90	25,555.56	69,335.67	83,972.34	127,777.78	-14,636.67	-58,442.11	-45.7%
4300000 - Loading and Unloading	24,835.93	42,527.21	51,708.34	169,216.31	235,395.75	258,541.68	-66,179.44	-88,325.37	-34.5%
4400000 - Rental	93,293.41	65,052.37	58,688.80	345,237.05	229,462.19	293,444.00	115,774.86	51,793.05	17.7%
4500000 - Misc Income	38,273.06	12,413.51	35,975.00	145,985.14	113,012.09	179,875.00	32,973.05	-33,889.86	-18.8%
4600000 - Stevedoring	85,201.11	87,833.83	135,111.11	261,921.65	486,818.82	675,555.56	-224,897.17	-413,633.91	-61.2%
4750000 - Profit Share	0.00	0.00	7,500.00	0.00	0.00	37,500.00	0.00	-37,500.00	-100.0%
4800000 - Marina Income	122,628.54	146,227.82	97,337.15	486,293.41	498,921.38	486,685.70	-12,627.97	-392.29	-0.1%
4850000 - RV Park	1,310.00	0.00	400.00	1,910.00	0.00	1,600.00	1,910.00	310.00	19.4%
Total Income	419,446.17	395,036.90	456,178.74	1,690,295.82	1,776,047.39	2,280,493.59	-85,751.57	-590,197.77	-25.9%
Cost of Goods Sold									
4900000 - Cost of Goods Sold	77,855.14	102,865.77	48,571.43	247,040.81	263,573.15	242,857.14	-16,532.34	4,183.67	1.7%
Total COGS	77,855.14	102,865.77	48,571.43	247,040.81	263,573.15	242,857.14	-16,532.34	4,183.67	1.7%
Gross Profit	341,591.03	292,171.13	407,607.31	1,443,255.01	1,512,474.24	2,037,636.45	-69,219.23	-594,381.44	-29.2%
Expense									
5000000 - Personal Service	126,014.59	115,604.63	130,421.33	606,641.73	642,076.80	707,646.92	-35,435.07	-101,005.19	-14.3%
6050000 - Travel Expense	855.34	429.88	708.34	1,849.48	1,968.19	3,541.67	-1,118.71	-1,692.19	-47.8%
6100000 - Auto Expense	98.68	0.00	333.33	349.14	2,183.80	1,666.67	-1,834.66	-1,317.53	-79.1%
6110000 - Fuel expense	2,284.20	3,982.56	3,833.33	12,003.19	16,430.42	19,666.67	-4,427.23	-7,663.48	-39.0%
6150000 - Office Supplies	712.32	7,380.44	5,250.00	33,972.68	34,077.21	26,250.00	-104.53	7,722.68	29.4%
6150200 - General Insurance Expense	28,567.04	28,094.70	29,046.92	142,275.00	135,705.44	145,234.58	6,569.56	-2,959.58	-2.0%
6200000 - Advertising & Printing	1,738.24	4,230.59	3,333.33	9,727.91	17,220.71	16,866.67	-7,492.80	-6,938.76	-41.6%
6250000 - Communications	836.00	811.18	916.67	3,356.58	4,168.12	4,583.33	-811.54	-1,226.75	-26.8%
6260000 - FTZ expenses	0.00	645.00	83.33	900.00	645.00	416.67	255.00	483.33	116.0%
6300000 - Fuel, Light & Power	4,315.57	3,801.56	5,166.67	37,435.40	24,953.56	25,833.33	12,481.84	11,602.07	44.9%
6350000 - Household Supplies	2,133.59	1,851.49	2,208.33	10,431.56	10,896.99	11,041.67	-465.43	-610.11	-5.5%
6400000 - Payroll Taxes	9,156.50	7,958.43	0.00	46,803.28	47,784.07	0.00	-980.79	46,803.28	100.0%
6450000 - Health Insurances	27,279.45	26,757.97	0.00	130,003.31	109,445.79	0.00	20,557.52	130,003.31	100.0%
6500000 - ILA Pension	25,892.38	26,534.13	33,333.33	102,532.13	146,545.01	166,666.69	-44,012.88	-84,134.56	-38.5%
6520000 - CSEA Workbooks/Workclothes	0.00	0.00	83.34	210.92	0.00	416.67	210.92	-205.75	-49.4%
6550000 - Special Supplies	8,164.70	6,341.64	6,250.00	36,338.90	34,489.37	31,250.00	1,849.53	5,088.90	16.3%
6551300a - Spec Supp & Ex - Metered Water	0.00	0.00	291.67	969.74	907.87	1,458.33	61.87	-488.59	-33.5%

Port of Oswego Authority
Profit & Loss Statement
August 2024

	Period to Date			Year to Date			% Variance from Budget	
	Actual	Prior	Budget	Actual	Prior	Budget		
6551500 · Spec Supp & Ex - Comm Support	0.00	0.00	1,062.50	10,800.00	12,600.00	-1,800.00	5,487.50	103.3%
6550000 · Professional Services	11,055.93	9,522.79	11,166.67	75,289.22	96,676.54	-21,377.32	19,465.89	34.9%
6570000 · Marina Supp & Expenses	12,507.83	13,038.23	7,847.01	49,133.73	38,105.37	11,028.36	9,898.61	25.2%
6580000 · Education/Training	0.00	0.00	24.91	995.00	0.00	995.00	870.42	698.7%
6590000 · Technical Services	0.00	0.00	1,643.11	0.00	7,020.00	-7,020.00	-8,215.58	-100.0%
660000a · Repairs & Maintenance	2,537.75	9,116.09	6,333.33	51,541.37	60,134.76	-8,593.39	19,874.70	62.8%
6670000 · House Gasoline	184.15	273.85	0.00	983.10	1,009.70	-26.60	983.10	100.0%
6700000 · Rentals	0.00	862.06	1,041.67	0.00	13,403.31	-13,403.31	-5,208.33	-100.0%
6700200 · Lease-Track Mobile	0.00	0.00	2,558.00	0.00	0.00	0.00	-12,790.00	-100.0%
6700300 · Lease - other equipment leases	4,400.00	1,196.00	14,488.00	18,796.00	2,245.00	16,551.00	-59,344.00	-75.9%
6700301 · Lease - vehicles	0.00	0.00	292.92	0.00	0.00	0.00	-1,464.60	-100.0%
6750000 · Write offs	0.00	1.35	0.00	0.00	1.36	-1.36	0.00	0.0%
6800000 · Museum	802.97	811.90	750.00	3,287.20	4,732.49	-1,435.29	-452.80	-12.1%
6850000 · Interest Expense	6,085.33	3,659.50	3,333.33	25,999.47	16,609.55	9,389.92	9,332.80	56.0%
6900000 · Freight Expense	34.09	9,084.48	458.33	1,628.66	10,660.96	-9,032.30	-663.01	-28.9%
Total Expense	275,646.65	281,990.45	272,359.70	1,414,274.70	1,492,697.39	-78,422.69	-8,764.22	-0.6%
Net Ordinary Income	65,944.38	10,180.68	135,247.61	28,980.31	19,776.85	9,203.46	-585,617.22	-95.3%
Other Income/Expense								
Other Income								
8999999 · Interest Income - Leases	3,354.41	2,363.98	0.00	17,536.85	12,085.64	5,451.21	17,536.85	100.0%
9000000 · Interest Income	1,525.13	2,732.76	3,000.00	14,480.48	20,649.80	-6,169.32	-519.52	-3.5%
9000001 · Grant - Agricultural Center	110,810.54	0.00	0.00	73,680.82	-87,804.88	161,485.50	-157,285.76	-68.1%
9000011 · Grants - miscellaneous	0.00	0.00	0.00	0.00	0.00	0.00	0.00	0.0%
9000014 · NYS Grant Pin 3935.59 ET Pier	0.00	0.00	0.00	0.00	0.00	0.00	-36,259.41	-100.0%
9000017 · FEMA DR 4348	755,656.39	0.00	638,081.35	606,378.83	-21,164.73	627,543.56	-990,471.60	-62.0%
9000020 · Auction / Sale of equipment	0.00	0.00	0.00	0.00	265,000.00	-265,000.00	0.00	0.0%
9001400 · REDI - Goble Marina	278,903.12	426,609.37	0.00	132,617.25	388,525.08	-265,907.84	-48,605.79	-26.8%
Total Other Income	1,150,249.59	431,706.11	641,081.35	844,694.23	587,291.12	257,403.11	-1,215,605.23	-59.0%
Other Expense								
9000700 · Profit Sharing Exp - Castalooop	0.00	0.00	0.00	0.00	0.00	0.00	0.00	0.0%
9005500 · Amortization Expense	16,696.16	13,179.03	0.00	87,775.22	69,447.44	18,327.78	87,775.22	100.0%
Total Other Expense	16,696.16	13,179.03	0.00	87,775.22	69,447.44	18,327.78	87,775.22	100.0%
Net Other Income	1,133,553.43	418,527.08	641,081.35	756,919.01	517,843.68	239,075.33	-1,303,380.45	-63.3%
Net Income	1,199,497.81	428,707.76	776,328.96	785,899.32	537,620.53	248,278.79	-1,888,997.67	-70.6%

Port of Oswego Authority
Marina Profit & Loss
April through August 2024

Ordinary Income/Expense	Apr - Aug 24	Apr - Aug 23	\$ Change
Income			
4400000 · Rental	500.00	500.00	0.00
4800000 · Marina Income			
4800100 · Marina Inc - Slip Rental	82,750.00	85,100.00	-2,350.00
4800101 · Marina Inc-Transient mooring	60,622.00	54,559.50	6,062.50
4800200 · Marina Inc - Misc	305.00	585.00	-280.00
4800300 · Marina Inc - Storage	1,300.00	3,900.00	-2,600.00
4800400 · Marina Inc - Gas Sales	318,531.04	323,046.67	-4,515.63
4800500 · Marina Inc-Gin Pole	12,844.50	12,355.50	489.00
4800501 · Marina Inc-Hoist	2,439.00	2,593.00	-154.00
4800600 · Marina-FishClean/OYC/Barn Rent	1,200.00	1,200.00	0.00
4800800 · Marina Inc - Towing services	2,938.50	4,715.10	-1,776.60
4800900 · Marina Inc - Service/Labor	809.98	7,542.75	-6,732.79
4801000 · Marina Inc - Winterization	350.00	430.00	-80.00
4801100 · Marina Inc - Tackle	12.75	17.30	-4.55
4801200 · Marina Inc - Boat Supply	741.91	1,254.69	-512.78
4801400 · Marina Inc - Beverages	239.50	109.25	130.25
4801500 · Marina Inc - Snacks	447.25	214.00	233.25
4801700 · Marina Inc - Ice	762.00	1,203.00	-441.00
Total 4800000 · Marina Income	486,293.41	498,825.76	-12,532.35
Total Income	486,793.41	499,325.76	-12,532.35
Cost of Goods Sold	247,040.81	263,495.41	-16,454.60
Gross Profit	239,752.60	235,830.35	3,922.25
Expense			
5000000 · Personal Service	88,319.25	60,449.50	27,869.75
615000a · Office Supplies	2,220.75	2,332.68	-111.93
625000a · Communications	0.00	7.21	-7.21
635000a · Household Supplies	1,324.92	428.48	896.44
640000a · Payroll Taxes	8,109.17	5,325.97	2,783.20
645000a · Health Insurances	1,715.78	1,503.81	211.97
655000a · Special Supplies			
6550000 · Spec Supp & Ex - Miscellaneous	785.43	21.06	764.37
6550200 · Spec Supp & Ex - Dump Fees	859.40	780.85	78.55
6550500 · Spec Supp & Ex - New Signage	51.00	1,202.74	-1,151.74
6551202 · Spec Supp & Ex - Safety	24.95	0.00	24.95
6551400 · Spec Supp & Ex - Port H2O use	0.00	20.95	-20.95
6551600 · Spec Supp & Ex - Discounts Used	-0.44	-18.19	17.75
Total 655000a · Special Supplies	1,720.34	2,007.41	-287.07
6570000 · Marina Supp & Expenses			
6571000 · MarinaSupp & Ex-Misc	1,358.84	2,162.66	-803.82
6571200 · MarinaSupp & Ex-Maintenance	1,110.15	100.00	1,010.15
6571201 · MarinaSupp & Ex-Equip repairs	5,951.61	2,584.34	3,367.27
6571300 · MarinaSupp & Ex-Utilities	9,081.08	7,061.67	2,019.41
6571400 · MarinaSupp & Ex-Credit Card Exp	29,015.46	23,039.95	5,975.51
6571600 · MarinaSupp & Ex-Winteriz costs	2,074.82	2,753.78	-678.96
6571700 · MarinaSupp & Ex-Cable	599.90	474.90	125.00
6571800 · Marina Supp & Ex-reg over/short	4.37	0.07	4.30
Total 6570000 · Marina Supp & Expenses	49,196.23	38,177.37	11,018.86
660000a · Repairs & Maintenance	5,142.38	8,004.72	-2,862.34
6670000 · House Gasoline	594.90	746.28	-151.38
6700300 · Lease - other equipment leases	2,850.00	2,850.00	0.00
6900000 · Freight Expense	112.99	172.93	-59.94
Total Expense	161,306.71	122,006.36	39,300.35
Net Ordinary Income	78,445.89	113,823.99	-35,378.10
Net Income	78,445.89	113,823.99	-35,378.10

Exhibit C-2

**Port of Oswego Authority
Imprest Bills**

August 6, 2024
W-4C

A.N. Martin Systems LLC		-\$6,299.36
	Preventable Maintenance for the Grain Silo	
Avaya Financial Services		-\$2,145.50
	Phone Lease	
Benefit Resource, Inc.		-\$100.00
	Monthly Administration Fee	
Bousquet Holstein PLLC		-\$5,442.50
	Legal Services - Lease Negotiation with Maritime Museum & General Counsel matters	
Burke's Do-it-Best Home Center		-\$118.22
	Masking tape, Paint Brushes, Latex Gloves, Treated CAC, Numbers & Letters, LED Bulb, Misc. Nuts & Bolts, Spray Paint, & Credits	
C&S Engineers, Inc.		-\$887.12
	Professional Services - Multi-Sector Permit & SWPPP	
Cintas		-\$87.42
	Work Unitforms & Floor Mats	
CIT Group Inc		-\$2,558.00
	Trackmobile Lease	
Glider Oil		-\$20,926.59
	Port Propane, Marina Gasoline, Marina Diesel	
Key Bank - B		-\$3,370.62
	Monthly Credit Card Charges	
LEAF		-\$8,258.53
	Heavy Fork Lift Monthly Payment	
Mikel's Auto Repair & Sales Inc.		-\$42.00
	NYS Inspections for Port Vehicles (Equinox & 2006 Ford F-250)	
NaGr #-09104 Lighting-1 Gate, 1 NE Corner		-\$117.22
	Electric Supply & Delivery (1 Account)	
Natoli General Contractors		-\$10,860.77
	Marina Bathhouse Canopy Repairs	
Oswego Printing Company Inc.		-\$167.53
	Signage - 4x8 Banner	
Pathfinder Bank - LOC (Goble/FEMA)		-\$250.00
	LOC Annual Renewal Fee	
Rombough Electric Inc.		-\$59,400.00
	Completion of Dome Electrical Work	

**Port of Oswego Authority
Imprest Bills**

August 6, 2024
W-45

Shark Welding & Repair Service		-\$5,700.00
	Goble Marina Main Gate Lock Handle & Oswego Marina Dock Lengthening	
Taylor Northeast, Inc.		-\$431.19
	Repair of Trackmobile - Brake Pads	
Wells Technology, Inc		-\$294.15
	Shop Use/Facility Items	
		<u>\$127,456.72</u>

**Port of Oswego Authority
Imprest Bills**

August 13, 2024

W-52

Babcock Highway Supply, Inc.	Signage for Goble Marina	\$45.70
Bond, Schoeneck & King, PLLC	Legal Services - ILA Negotiations	\$3,325.00
C&S Engineers, Inc.	Professional Services - Misc. Engineering Tasks	\$878.40
City of Oswego Water - #000004-000	Water & Sewer Services for 1 East 2nd Street	\$551.37
City of Oswego Water - #006583-000	Lake Road Water Line	\$100.20
Computer Outlet North, Inc.	Monthly E-Mails & Cloud Back-up & Monitoring Application	\$208.50
CSX Transportation	Open Gate Yard Demurrage	\$300.00
Ed & Ed Business Technology, Inc.	Contract Charge for Copier	\$95.25
Glider Oil	Port Propane, Marina Gasoline, Port Diesel, Marina Diesel	\$13,857.93
Mikel's Auto Repair & Sales Inc.	NYS Inspection for 2002 F-350	\$10.00
National Grid	Electric Supply & Delivery (14 Accounts)	\$5,376.99
Oswego County Treasurer	Oswego Marina Annual Fuel Pumps Inspection with Oswego County	\$100.00
Paychex	Payroll Administration & Fees	\$1,270.88
Verizon Business	Cell phones for Scriber, McMahon, Lundy, and DeCarr	\$126.35
WEX Inc.	Fuel for Port Vehicles	\$181.08
		<hr/> \$26,427.65

**Port of Oswego Authority
Imprest Fund**

August 15, 2024
W-53

WD Malone Trucking & Excavating, Inc.
WT Repairs Pay Apps #4

\$261,778.67

\$261,778.67

**Port of Oswego Authority
Imprest Fund**

August 15, 2024
W-55

Diamond Roofing

Diamond Roofing - Warehouse Roof Repairs

\$29,655.00

\$29,655.00

**Port of Oswego Authority
Imprest Bills**

August 20, 2024

W-56

Butler Disposal Systems Inc	Trash & Recycle Service, Dumpster Rental	\$243.65
Glider Oil	Port Propane, Marina Gasoline, Marina Diesel	\$22,090.99
Haun Welding Supply Inc.	Cylinder Leases for July 2024	\$123.20
John Deere Financial	V-Belt for Marina Lawnmower (purchased at S&N Partners)	\$31.75
LexisNexis	Legal Information	\$206.00
Lockwood Septic Service CDS, Inc.	Septic Pump-out for Kaho	\$160.00
Lowe's	Monthly Credit Card Charges	\$1,046.25
Lysander Construction, LLC	6' Fence for Goble Marina	\$6,300.00
NaGr #-38103 Gas & Elec Main Warehouse	Electric Delivery & Supply (1 Account)	\$1,999.43
Pathfinder Bank - 2024 Chevy P/U	Monthly Vehicle Loan	\$833.15
Paychex	Payroll Administration & Fees	\$972.50
Pitney Bowes Purchase Power	Postage Meter Refill	\$150.00
S&B Computer and Office Products, Inc.	USGS Water, Household Cleaning Supplies, Port Water, Port Warer Cooler Rental Fees, & Credits	\$360.61
Securitas Technology Corporation	Labor for Security Camera Issues	\$2,783.20
Taylor Northeast, Inc.	13 Forklift Rentals	\$12,558.00
Wells Fargo Financial Leasing	Doosan Lease	\$4,400.00
		<hr/> \$54,258.73

**Port of Oswego Authority
Imprest Bills**

August 27, 2024

W-59

Bousquet Holstein PLLC		\$7,591.50
	Legal Services - License?lease Negotiation w/ Maritime Museum, General Counsel Matters, & Sale of US Boarder Patrol Station	
Business Council of NYS, Inc.		\$374.84
	Life, AD&D, & LTD Insurance	
Chirello Advertising		\$1,738.24
	Advertising & News Release - Jun & July 2024	
Cintas		\$480.39
	Floor Mats & Work Uniforms	
CSEA Employee Benefit Fund		\$1,517.48
	Employee Dental & Vision Insurance	
CSX Transportation		\$600.00
	Open Gate Yard Demurrage	
Glider Oil		\$14,808.28
	Port Diesel, Marina Gasoline, Port Propane	
GM Financial Leasing		\$292.92
	Monthly Lease Payment for Equinox	
LEAF		\$156.99
	Copier Lease	
Paychex		\$1,557.67
	Payroll Administration & Fees	
Plyler Contracting and Marine Services		\$800.00
	Tow-Boat Captain	
S&B Computer and Office Products, Inc.		\$185.13
	USGS Water Cooler Rental, Office Supplies, Housekeeping Supplies, and Credits	

\$30,103.44

Port of Oswego Authority
A/P Aging Summary
As of August 31, 2024

	Current	1 - 30	31 - 60	61 - 90	91 - 120	> 120	TOTAL
Aflac	909.60	0.00	0.00	0.00	0.00	0.00	909.60
AmVet Office Supplies, LLC	92.17	0.00	0.00	0.00	0.00	0.00	92.17
Avaya Financial Services	2,145.50	0.00	0.00	0.00	0.00	0.00	2,145.50
Babcock Highway Supply, Inc.	25.00	0.00	0.00	0.00	0.00	0.00	25.00
Benefit Resource, Inc.	100.00	0.00	0.00	0.00	0.00	0.00	100.00
Brady Systems	2,479.00	0.00	0.00	0.00	0.00	0.00	2,479.00
Burke's Do-It-Best Home Center	72.08	0.00	0.00	0.00	0.00	0.00	72.08
Butler Disposal Systems Inc	243.65	0.00	0.00	0.00	0.00	0.00	243.65
C & B Farm & Garden	5.56	0.00	0.00	0.00	0.00	0.00	5.56
C&S Engineers, Inc.	72,613.96	0.00	0.00	0.00	0.00	0.00	72,613.96
Cintas	89.37	0.00	0.00	0.00	0.00	0.00	89.37
CIT Group Inc	2,558.00	0.00	0.00	0.00	0.00	0.00	2,558.00
City of Oswego Water - #005071-000	180.00	0.00	0.00	0.00	0.00	0.00	180.00
City of Oswego Water - #005430-000	180.00	0.00	0.00	0.00	0.00	0.00	180.00
City of Oswego Water - #005825-000	180.00	0.00	0.00	0.00	0.00	0.00	180.00
Computer Outlet North, Inc.	0.00	79.00	0.00	0.00	0.00	0.00	79.00
Cooper Electric	38.85	0.00	0.00	0.00	0.00	0.00	38.85
Donovan Marine Inc.	2,074.82	0.00	0.00	0.00	0.00	0.00	2,074.82
Emerson Oil Co., Inc.	504.50	0.00	0.00	0.00	0.00	0.00	504.50
Glider Oil	38,614.75	0.00	0.00	0.00	0.00	0.00	38,614.75
Key Bank - B	1,330.61	0.00	0.00	0.00	0.00	0.00	1,330.61
LEAF	8,258.53	0.00	0.00	0.00	0.00	0.00	8,258.53
LexisNexis	412.00	0.00	0.00	0.00	0.00	0.00	412.00
MassMutual	335.50	0.00	0.00	0.00	0.00	0.00	335.50
Material Handling Products Corp.	0.00	0.00	0.00	11,115.75	0.00	0.00	11,115.75
NaGr #-04008 Security Gate, Entrance Elec	105.47	0.00	0.00	0.00	0.00	0.00	105.47
NaGr #-05002 Gas & Elec New Garage	264.77	0.00	0.00	0.00	0.00	0.00	264.77
NaGr #-09104 Lighting-1 Gate, 1 NE Corner	108.24	0.00	0.00	0.00	0.00	0.00	108.24
NaGr #-10106 Electric - Barrel Bldg.	10.19	0.00	0.00	0.00	0.00	0.00	10.19
NaGr #-32051 Storage (Silo & Barrel Bldg)	1,290.55	0.00	0.00	0.00	0.00	0.00	1,290.55
NaGr #-38103 Gas & Elec Main Warehouse	10.32	0.00	0.00	0.00	0.00	0.00	10.32
NaGr #-38107 Gas Museum	18.40	0.00	0.00	0.00	0.00	0.00	18.40
NaGr #-38118 Marina - Unit B	531.46	0.00	0.00	0.00	0.00	0.00	531.46
NaGr #-39107 F&W	672.48	0.00	0.00	0.00	0.00	0.00	672.48
NaGr #-40109 Electric Derrick	17.90	0.00	0.00	0.00	0.00	0.00	17.90
NaGr #-40127 11 Lake St Gas & Elec.	54.44	0.00	0.00	0.00	0.00	0.00	54.44
NaGr #-41109 Electric Museum	352.74	0.00	0.00	0.00	0.00	0.00	352.74
NaGr #-47025 Marina - Pier B	491.20	0.00	0.00	0.00	0.00	0.00	491.20
NaGr #-74022 Vinegar Hill	43.68	0.00	0.00	0.00	0.00	0.00	43.68
NaGr #-83002 - 22 Mercer - Security Pole	13.71	0.00	0.00	0.00	0.00	0.00	13.71
NaGr #-91027 Marina - Pier A	1,005.49	0.00	0.00	0.00	0.00	0.00	1,005.49
NYS Insurance Fund - WC	0.00	-979.36	0.00	0.00	-4,455.89	0.00	-5,435.25
O'Reilly Automotive, Inc.	88.68	0.00	0.00	0.00	0.00	0.00	88.68
Oswego Auto Parts	20.11	0.00	0.00	0.00	0.00	0.00	20.11
Oswego State Athletics	0.00	0.00	1,500.00	0.00	0.00	0.00	1,500.00
Pathfinder Bank - LOC (Goble/FEMA)	1,792.49	0.00	0.00	0.00	0.00	0.00	1,792.49
Pitney Bowes Global Financial Serv LLC	201.18	0.00	0.00	0.00	0.00	0.00	201.18
Plyler Contracting and Marine Services	225.00	0.00	0.00	0.00	0.00	0.00	225.00
S&B Computer and Office Products, Inc.	757.64	0.00	0.00	0.00	0.00	0.00	757.64
Shark Welding & Repair Service	5,600.00	0.00	0.00	0.00	0.00	0.00	5,600.00
Spectrum Business (Marina)	119.98	0.00	0.00	0.00	0.00	0.00	119.98
Spectrum Business (Port)	149.97	0.00	0.00	0.00	0.00	0.00	149.97
Taylor Northeast, Inc.	351.23	0.00	0.00	0.00	0.00	0.00	351.23
WD Malone	830,401.71	0.00	0.00	0.00	0.00	0.00	830,401.71
Wells Fargo Financial Leasing	4,400.00	0.00	0.00	0.00	0.00	0.00	4,400.00
WEX Inc.	156.80	0.00	0.00	0.00	0.00	0.00	156.80
TOTAL	982,699.28	-900.36	1,500.00	11,115.75	-4,455.89	0.00	989,958.78

11:57 AM

09/13/24

Port of Oswego Authority
A/R Aging Summary
 As of August 31, 2024

	Current	1 - 30	31 - 60	61 - 90	91 - 120	> 120	TOTAL
*Transient	0.00	0.00	0.00	0.00	0.00	2,490.62 ¹	2,490.62
ARG International	4,364.22	0.00	0.00	0.00	0.00	0.00	4,364.22
Dean Marine & Excavating, Inc	0.00	300.00	0.00	0.00	0.00	0.00	300.00
DeLong, Frederick	0.00	-375.00	0.00	0.00	0.00	0.00	-375.00
General Services Admin.	8,939.81	0.00	0.00	0.00	0.00	0.00	8,939.81
Glencore LTD.	23,171.31	0.00	0.00	0.00	0.00	0.00	23,171.31
Goldman Sachs & Co	6,200.38	0.00	0.00	0.00	0.00	0.00	6,200.38
Gunvor SA	16,755.33	0.00	0.00	0.00	0.00	0.00	16,755.33
Hartree Partners, LP	16,492.09	15,376.10	0.00	0.00	0.00	0.00	31,868.19
Heidelberg Materials (Lehigh)	7,872.86	0.00	0.00	0.00	0.00	0.00	7,872.86
Kerr, James	0.00	0.00	0.00	0.00	0.00	1,394.78 ²	1,394.78
Manning, Greg	0.00	0.00	0.00	0.00	0.00	864.00 ³	864.00
Marubeni America Corp.	39,339.69	0.00	0.00	0.00	0.00	0.00	39,339.69
McKeil Marine	875.50	3,863.31	0.00	0.00	0.00	0.00	4,738.81
Mitsubishi International Corporation	27,475.78	20,009.35	0.00	0.00	0.00	0.00	47,485.13
Monette, Edward	0.00	0.00	0.00	0.00	0.00	-50.00 ⁴	-50.00
Novelis-Oswego Works	0.00	2,265.00	3,350.00	0.00	0.00	0.00	5,615.00
Oswego Expeditions/Destination Expeditio	0.00	-100.00	0.00	0.00	0.00	0.00	-100.00
Oswego Yacht Club	0.00	-100.00	0.00	0.00	0.00	0.00	-100.00
Shark-Attach, LLC	0.00	425.00	0.00	0.00	0.00	0.00	425.00
WT Terminal Oswego, LLC	9,008.49	1,967.02	0.00	0.00	0.00	0.00	10,975.51
TOTAL	160,495.46	43,630.78	3,350.00	0.00	0.00	4,699.40	212,175.64

1. Followed up with an email. Will begin collections again if no response.
2. Making monthly payments
3. Letter sent and followed with phone call
4. Used credit on 9/5/2024

Grants Receivable Summary
as of 8/31/2024

Project #		Name	Grant Receivable
FEMA 4348	37407	East & West Terminals	\$ 755,656.39
REDI Funds	19515	Goble Marina	\$ 242,643.71
PFRAP	3935.59	Goble Marina	\$ 36,259.41
DOT	3935	Agricultural Center	\$ 110,810.54
DOT	3935.65	East Terminal Track Rehab	\$ 2,729.07

\$ 320,687.73
received on 9/4/24

\$ 1,148,099.12

Port of Oswego Authority
Loan Summary
as of August 31, 2024

<u>Name</u>	<u>Loan Balance</u>	<u>Available</u>	<u>Rate</u>
NYS first advances	\$ 3,405,925.71	\$ -	0.000%
Pathfinder Bank - LOC	\$ -	\$ 500,000.00	8.500%
Pathfinder Bank - LOC FEMA/REDI	\$ 261,778.67	\$ 1,138,221.33	8.500%
Note Payable - SANY Forklift	\$ 398,450.16	\$ -	7.750%
Note Payable - 2024 Chevy Silverado	\$ 42,108.83	\$ -	6.875%

Port of Oswego Authority
Schedule of Assets
 As of August 31, 2024

	<u>Cost</u>	<u>Accum. Depr.</u>	<u>Net Book Value</u>
Fixed Assets			
1502000 · Land & Land Impr-Capital Assets	14,074,827.75	-8,623,469.11	5,451,358.64
1502050 · Land & Land Impr-Held for Lease	1,720,082.91	-166,594.00	1,553,488.91
1502100 · Alcan Water Line	1.00	0.00	1.00
1502300 · Bldgs & Improvem-Capital Assets	8,515,160.43	-6,906,904.54	1,608,255.89
1502350 · Bldgs & Improvem-Held for Lease	4,060,508.32	-2,445,921.00	1,614,587.32
1502400 · Office Equipment & Furniture	489,831.94	-468,900.46	20,931.48
1502500 · Operating Equipment	3,300,108.43	-2,451,505.33	848,603.10
1502501 · Equipment - Marina	316,721.60	-238,569.00	78,152.60
1502550 · Lease Assets	650,694.19	-158,555.00	492,139.19
1502600 · Computer Software	32,872.24	-32,872.24	0.00
Total Fixed Assets	<u>33,160,808.81</u>	<u>-21,493,290.68</u>	<u>11,667,518.13</u>

Port of Oswego Authority
YTD Sales Report
April through August 2024

	<u>Apr - Aug 24</u>	<u>%</u>	<u>Apr - Aug 23</u>	<u>%</u>	<u>\$ Change</u>
Income					
4000000 · Storage					
4000100 · Storage - Novells	0.00	0.00%	500.00	0.03%	-500.00
4002800 · Storage - Marubeni	17,596.91	1.04%	7,305.60	0.41%	10,291.31
4002900 · Storage - Glencore	31,802.87	1.88%	8,679.57	0.49%	23,123.30
4003000 · Storage - Goldman Sachs	31,839.85	1.88%	4,997.67	0.28%	26,842.18
4003300 · Storage - ARG Intl.	25,958.88	1.54%	0.00	0.00%	25,958.88
4003400 · Storage - Mercuria	794.18	0.05%	10.43	0.00%	783.75
4003500 · Storage - Mitsubishi	1,765.71	0.10%	155.89	0.01%	1,609.82
4003600 · Storage - The Andersons	0.00	0.00%	41,200.00	2.32%	-41,200.00
4003900 · Storage - Kuehne & Nagel	0.00	0.00%	290.05	0.02%	-290.05
4004100 · Storage - SQC Metals	37,985.89	2.25%	0.00	0.00%	37,985.89
4004200 · Storage - Gunvor	2,714.01	0.16%	0.00	0.00%	2,714.01
4004300 · Storage - Hartree Partners	789.49	0.05%	0.00	0.00%	789.49
4005000 · Storage - Miscellaneous	5,300.00	0.31%	9,983.05	0.56%	-4,683.05
4008100 · Storage - IXM	20,761.14	1.23%	5,203.99	0.29%	15,557.15
Total 4000000 · Storage	177,308.93	10.49%	78,326.25	4.41%	98,982.68
4100000 · Dockage					
4100100 · Dockage - Algoma Central	3,771.69	0.22%	3,771.69	0.21%	0.00
4100200 · Dockage - Lehigh (Heidelberg)	12,334.72	0.73%	11,408.64	0.64%	926.08
4102200 · Dockage - New England Steamship	0.00	0.00%	20,210.68	1.14%	-20,210.68
4102700 · Dockage - McKeil Marine	10,350.30	0.61%	10,657.36	0.60%	-307.06
4102900 · Dockage - WT Terminal	2,380.95	0.14%	1,465.20	0.08%	915.75
4105000 · Dockage - Miscellaneous	4,250.00	0.25%	2,625.00	0.15%	1,625.00
Total 4100000 · Dockage	33,087.66	1.96%	50,138.57	2.82%	-17,050.91
4200000 · Wharfage					
4200100 · Wharfage - Nutrien Ag	8,112.62	0.48%	2,421.23	0.14%	5,691.39
4200200 · Wharfage - Lehigh (Heidelberg)	29,795.97	1.76%	28,785.45	1.62%	1,010.52
4202500 · Wharfage - Marubeni	15,579.77	0.92%	14,451.62	0.81%	1,128.15
4202700 · Wharfage - Glencore	1,429.09	0.08%	18,062.93	1.02%	-16,633.84
4203100 · Wharfage - Goldman Sachs	0.00	0.00%	11,116.93	0.63%	-11,116.93
4203300 · Wharfage - IXM	0.00	0.00%	6,948.63	0.39%	-6,948.63
4203600 · Wharfage - WT Terminal Oswego	3,554.43	0.21%	2,185.55	0.12%	1,368.88
4203900 · Wharfage - Gunvor	2,859.11	0.17%	0.00	0.00%	2,859.11
4205700 · Wharfage - Mitsubishi	5,146.07	0.30%	0.00	0.00%	5,146.07
4205800 · Wharfage - Hartree Partners LP	2,858.61	0.17%	0.00	0.00%	2,858.61
Total 4200000 · Wharfage	69,335.67	4.10%	83,972.34	4.73%	-14,636.67
4300000 · Loading and Unloading					
4300200 · Loading and Un - Nutrien Ag	20,929.37	1.24%	41,317.03	2.33%	-20,387.66
4300300 · Loading and Un - Novells	1,190.95	0.07%	0.00	0.00%	1,190.95
4304900 · Loading and Un - Glencore	37,349.75	2.21%	32,218.48	1.81%	5,131.27
4305000 · Loading and Un - Miscellaneous	145.60	0.01%	1,560.00	0.09%	-1,414.40
4305100 · Loading and Un - Marubeni	39,640.60	2.35%	41,159.74	2.32%	-1,519.14
4305400 · Loading and Un - Goldman Sachs	0.00	0.00%	30,890.70	1.74%	-30,890.70
4305600 · Loading and Un - ARG Int.	9,773.09	0.58%	0.00	0.00%	9,773.09
4305700 · Loading and Un - IXM	47,495.35	2.81%	22,091.49	1.24%	25,403.86

Port of Oswego Authority
YTD Sales Report
April through August 2024

	<u>Apr - Aug 24</u>	<u>%</u>	<u>Apr - Aug 23</u>	<u>%</u>	<u>\$ Change</u>
4305900 · Loading and Un - Mitsubishi	10,712.93	0.63%	911.07	0.05%	9,801.86
4306100 · Loading and Un - Anderson	0.00	0.00%	30,330.24	1.71%	-30,330.24
4306300 · Loading and Un - Kuehne&Nagel	0.00	0.00%	6,765.00	0.38%	-6,765.00
4306400 · Loading and Un - Spliethoff	0.00	0.00%	15,987.53	0.90%	-15,987.53
4306500 · Loading and Un - DSV Air & Sea	0.00	0.00%	12,164.47	0.68%	-12,164.47
4306600 · Loading and Un - SQC Metals	15.00	0.00%	0.00	0.00%	15.00
4306700 · Loading and Un - Gunvor	1,963.67	0.12%	0.00	0.00%	1,963.67
Total 4300000 · Loading and Unloading	169,216.31	10.01%	235,395.75	13.25%	-66,179.44
4400000 · Rental					
4400200 · Rental - DeLong, Fred	1,875.00	0.11%	1,875.00	0.11%	0.00
4400300 · Rental - Novellis	10,868.85	0.64%	10,607.30	0.60%	261.55
4400500 · Rental - General Svces Admin	48,890.80	2.89%	44,269.00	2.49%	4,621.80
4400600 · Rental - Lehigh (Heidelberg)	29,391.30	1.74%	29,398.80	1.66%	-7.50
4402400 · Rental - Vinegar Hill, LLC	434.05	0.03%	6,710.15	0.38%	-6,276.10
4402600 · Rental - Nutrlen Ag	37,325.45	2.21%	37,250.34	2.10%	75.11
4403100 · Rental - H.Lee White Museum	1,500.00	0.09%	1,500.00	0.08%	0.00
4403300 · Rental - Fitzgibbons site	180,000.00	10.65%	64,000.00	3.60%	116,000.00
4403400 · Rental - Shark-Attach Office	2,125.00	0.13%	2,125.00	0.12%	0.00
4403500 · Rental - WT Terminal Oswego LLC	30,726.60	1.82%	30,726.60	1.73%	0.00
4403600 · Rental - Shop Units (Marina)	500.00	0.03%	500.00	0.03%	0.00
4405000 · Rental - Miscellaneous	1,600.00	0.09%	500.00	0.03%	1,100.00
Total 4400000 · Rental	345,237.05	20.42%	229,462.19	12.92%	115,774.86
4500000 · Misc Income					
4500200 · Misc Income - Novellis	2,580.00	0.15%	0.00	0.00%	2,580.00
4501900 · Misc Income - Demurrage reimburs	2,700.00	0.16%	1,050.00	0.06%	1,650.00
4502000 · Misc Income - Labor	73,774.01	4.36%	44,524.75	2.51%	29,249.26
4504900 · Misc Income - Metered Water	74.16	0.00%	94.46	0.01%	-20.30
4505000 · Misc Income - Other	31,979.75	1.89%	35,972.19	2.03%	-3,992.44
4505400 · Misc Income - Security East	34,877.22	2.06%	31,370.69	1.77%	3,506.53
Total 4500000 · Misc Income	145,985.14	8.64%	113,012.09	6.36%	32,973.05
4600000 · Stevedoring					
4601200 · Stevedoring - New Eng Steamship	0.00	0.00%	15,000.00	0.84%	-15,000.00
4601800 · Stevedoring - Marubeni	142,802.78	8.45%	132,080.12	7.44%	10,722.66
4601900 · Stevedoring - Glencore	13,391.49	0.79%	162,637.37	9.16%	-149,245.88
4602400 · Stevedoring - Goldman Sachs	0.00	0.00%	103,971.35	5.85%	-103,971.35
4602500 · Stevedoring - IXM	0.00	0.00%	64,987.09	3.66%	-64,987.09
4602600 · Stevedoring - McKeil Marine	3,927.00	0.23%	3,400.00	0.19%	527.00
4602800 · Stevedoring - Mitsubishi	48,221.84	2.85%	0.00	0.00%	48,221.84
4603100 · Stevedoring - Hartree Partners	26,786.93	1.58%	0.00	0.00%	26,786.93
4605000 · Stevedoring - Miscellaneous	0.00	0.00%	4,742.89	0.27%	-4,742.89
4606100 · Stevedoring - Gunvor	26,791.61	1.59%	0.00	0.00%	26,791.61
Total 4600000 · Stevedoring	261,921.65	15.50%	486,818.82	27.41%	-224,897.17
4800000 · Marina Income	486,293.41	28.77%	498,921.38	28.09%	-12,627.97
4850000 · RV Park	1,910.00	0.11%	0.00	0.00%	1,910.00
Total Income	1,690,295.82	100.00%	1,776,047.39	100.00%	-85,751.57

Exhibit D



MID COUNTRY MACHINERY, LLC.

9206 Brewerton Road
Brewerton, NY 13029
www.midcountry.com

Ship To: SAME AS BELOW

Invoice To: PORT OF OSWEGO AUTHORITY
1 E. 2ND STREET
OSWEGO NY 13126

Branch		05 - BREWERTON NY	
Date	Time	Page	
08/28/2024	16:26:31 (O)	1	
Account No.	Phone No.	Estimate No.	
PORT004	3153434503	004264	
Ship Via		Purchase Order	
Salesperson			
Bill Barry			100 / 100

EQUIPMENT ESTIMATE - NOT AN INVOICE

Description ** Q U O T E ** EXPIRY DATE: 09/30/2024 Amount

Stock #: QUOTE100 Serial #: N/A 223,323.48

New MS MISC

NEW 2024 SANY SW405 ARTICULATED 4WD WHEEL LOADER

*

*****INCLUDING THE FOLLOWING ITEMS*****

- CAB - EROPS W/ HEAT & A/C
- AIR SUSPENSION, HEATED OPERATOR'S SEAT
- DEUTZ TCD 7.8L, 262 HP, FT4 DIESEL ENGINE
- RIDE CONTROL (BOOM SUSPENSION SYSTEM)
- MANUAL LOCKING DIFFERENTIAL
- AUTOMATIC TRANSMISSION KICK DOWN
- SINGLE JOYSTICK CONTROL
- 360 DEGREE CAMERA SYSTEM
- REVERSING FAN KIT
- BREAKOUT FORCE: 39,683 LBS
- FUL TURN TIPPING LOAD: 28,881 LBS
- OPERATING WEIGHT: 40,786 LBS
- OVERALL HEIGHT: 139"

*

WARRANTY:

5 YEAR/5,000 HOUR FULL MACHINE FACTORY WARRANTY.

*

*****ATTACHMENT INCLUDED*****

5.0 CYD PIN ON HIGH TIP ROLLOUT BUCKET W/ BOCE

*

PACKAGE SELL PRICE: \$223,323.48

Sale # 01 Subtotal: 223323.48
Total: 223323.48

Subtotal: 223323.48
Quote Total: 223323.48

Authorization: _____

* NOTE: 1) LEADTIME IS (60) DAYS A.R.O. IF P.O. IS RECEIVED BY TUESDAY, SEPTEMBER 3, 2024 THEN THE LEADTIME WOULD BE (14-21) DAYS A.R.O.

2) Price includes shipping to Port of Oswego Authority.

ACM

PRODUCT SPECIFICATIONS



WHEEL LOADER

SW405K

STANDARD FEATURES

- ➔ Powerful Deutz Engine
- ➔ Z-Bar Linkage
- ➔ QC Plumbing
- ➔ Third Function Hydraulics
- ➔ EH Joystick
- ➔ Reversible Fan

228 hp
Net Power

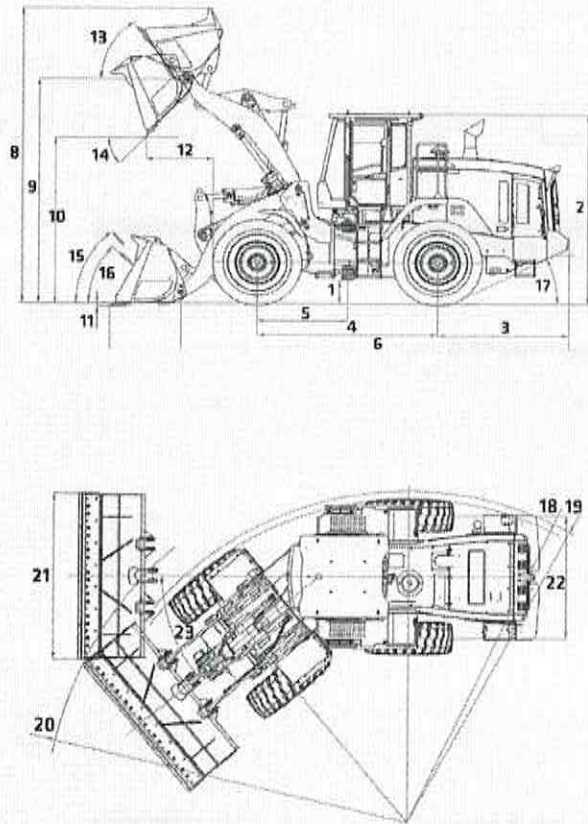
4.0 yd³
Bucket Capacity

40,786 lbs
Operating Weight

31,967 lbs
Straight Turn Tipping Load

28,881 lbs
Full-Turn Tipping Load

DIMENSIONS



DIMENSIONS

1	Ground Clearance	1' 5"	430 mm
2	Height to Top of Cab	11' 9"	3 580 mm
3	Center Line of Rear Axle to Edge of Counterweight	7' 8"	2 335 mm
4	Wheelbase	10' 6"	3 200 mm
5	Center Line of Front Axle to Center Pivot	5' 3"	1 600 mm
6	Shipping Length without Attachment	23' 1"	7 040 mm
7	Shipping Length with Bucket	26' 10"	8 180 mm
8	Max. Dump Height	17' 9"	5 415 mm
9	Hinge Pin Height at Max. Lift	13' 7"	4 145 mm
10	Dump Clearance at Max. Lift	10' 2"	3 090 mm
11	Dig Depth, Level Bucket	1.2"	30 mm
12	Reach at Max. Lift and 45° Discharge	3' 11"	1 185 mm
13	Roll Back at Max. Lift		58°
14	Dump Angle at Max. Lift and Dump		45°
15	Roll Back at Carry Height		50°
16	Roll Back at Ground		45°
17	Tail Angle to the Rear Wheel		27°
18	Clearance Circle to Outside of Tires	18' 6"	5 635 mm
19	Clearance Circle to Counterweight	19' 5"	5 911 mm
20	Max. Circle	21' 3"	6 465 mm
21	Width	7' 3"	2 200 mm
22	Articulation Angle		+/- 40°

In the interest of continual equipment development, SANY America Inc. reserves the right to change these specifications at any time without prior notification. ©2023 SANY America Inc. WL0PS23SW405K001

PRODUCT SPECIFICATIONS WHEEL LOADER || SW405K



STANDARD AND OPTIONAL EQUIPMENT

s = standard / o = optional

SW405	ENGINE
s	Tier IV Final certified
s	Keyless start
s	Engine emergency stop (in cab)
s	Power and economy mode
s	Cold Start Aid
s	Hydraulic-driven reversible fan
s	Dual element air filter
POWER TRAIN	
s	Gear selector lever (steering-column)
s	Fully automatic shifting 4F - 3R
s	Automatic transmission kick down
s	Clutch-cutoff
s	Service brake, 4-wheel, wet-type, hydraulic brake
s	Parking brake, electronically controlled, hydraulic callper disc brake
s	Differential lock front axle (manual)
HYDRAULIC	
s	Full variable load-sensing system with steering priority
s	Single-lever EH joystick with FNR+KD+horn+3rd function proportional control
s	Dual brake pedals
s	3rd function valve
s	Hydraulic quick coupler lines
s	Ride control system
s	Bucket kick-out
s	Bucket level indicator
s	Real time bucket height read out via display
s	Bucket self-leveling and return to dig

In the interest of continual equipment development, SANY America Inc. reserves the right to change these specifications at any time without prior notification ©2023 SANY America Inc. WLHP24SWAR000001



Bid Opening for Articulating Wheel Loader
Tentative Results

Bid Opening Date: Thursday, August 29, 2024

Bid Opening Time: 2:00 P.M.

Bids Received: 3

Bidders in Ranking Order:

1. <u>Mid-Country Machinery</u>	\$ <u>223,323.48</u>
2. <u>Tracey Road Equipment</u>	\$ <u>248,125.00</u>
3. <u>Kleis Equipment</u>	\$ <u>263,043.32</u>

Cash Flow Data

Amortization Schedule

Label: >> Enter the amount of the event. To maximum entered or calculated amount 999,999,999,999 in Whole Dollars and cents or to select Special Series schedule

Compounding: Nominal Annual Rate: >>

	Event	Date	Amount	Number	Period	End Date
1	Loan	09/10/2024	223,323.48	1		
2	Payment	10/10/2024	3,487.09	60	Monthly	09/10/2029
3	Payment	10/10/2029	65,000.00	1		